
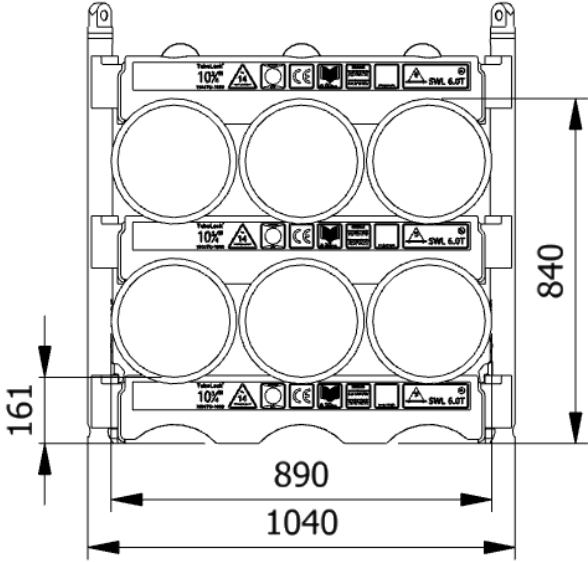




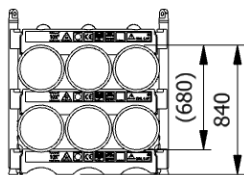
Data sheet 1034TU-1000-2-G	
SWL	7,3 t
Pipe OD	10 3/4"
Maximum weight per pipe	1195 kg
Pipe capacity per system	6
M20 Bolt length	360mm
Lifting pole	LP - G
H-Profile	1034TU-1000
TL weight per system	131 kg
CODES AND STANDARDS <ul style="list-style-type: none"> DNVGL-ST-0378 NORSOK R-002 LOLER 1998 Lifting operation and lifting equipment regulations ILO Conversation No. 152 CE declaration of conformity Machinery Directive: MD2006/42/EC 	
TEST <ul style="list-style-type: none"> Load Test 2X SWL on 20% per batch NDT 100% of Primary per batch before and after test 5 yearly load test 	
	
	
H-Profile 	Lifting Pole 

Stacking								
Sketch	Systems Stacked	Height (mm)	Joints	Supported	Truck	Boat	Rig	Yard
A	1	840	6		X	X	X	X
B	2	1610	12		X	X	X	X
C	3	2390	18				X	X
D	4	3170	24	X			X	X
E	5	3940	30	X			X	X

(x): Depending on Truck set-up and regulation

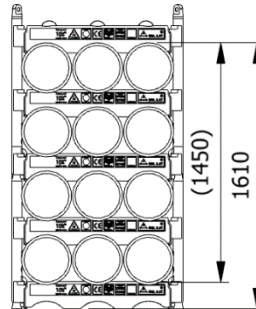
All sketch dimensions in mm

**SINGLE SYSTEM
(6 JOINTS)**



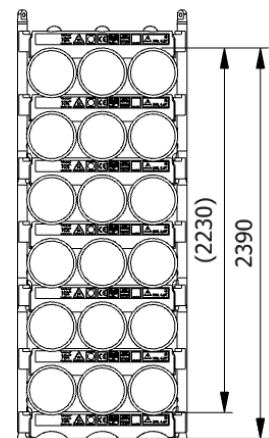
A

**2 SYSTEMS STACKED
(12 JOINTS)**



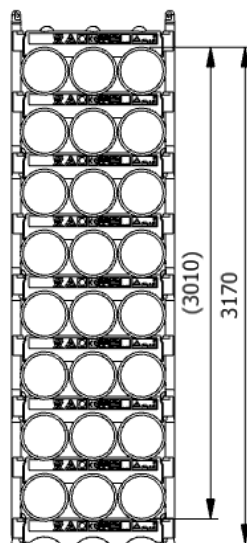
B

**3 SYSTEMS STACKED
(18 JOINTS)**



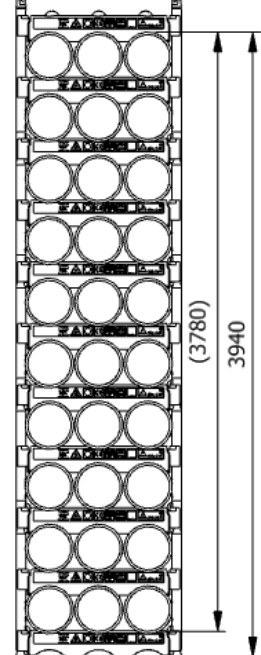
C

**4 SYSTEMS STACKED
(24 JOINTS)**



D

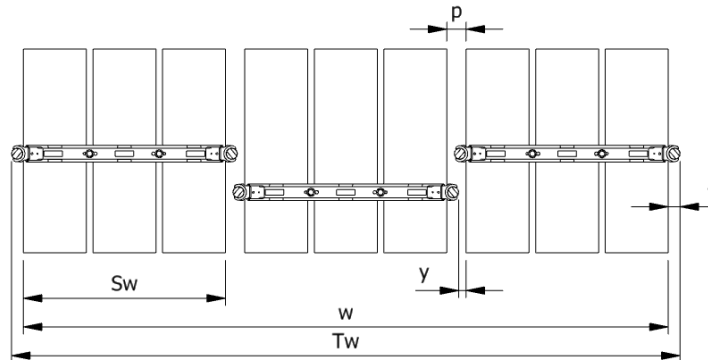
**5 SYSTEMS STACKED
(30 JOINTS)**



E

Spacing

Status	w (width) n (number of rows)	S _w (system width)	k(constant)	y(info)	p(info)	T _w (total width)	f(constant)
Storages	$w = S_w + k \cdot (n - 1)$	890	960	0	70	$T_w = w + 2f$	70
Running on rig	$w = S_w + k \cdot (n - 1)$	890	1000	40	111	$T_w = w + 2f$	70



Example: Top view of Systems

Example:
Spacing of 3 systems

$$w = S_w + k \cdot (n - 1) = 890 + 960 \cdot (3 - 1) = 2810\text{mm}$$

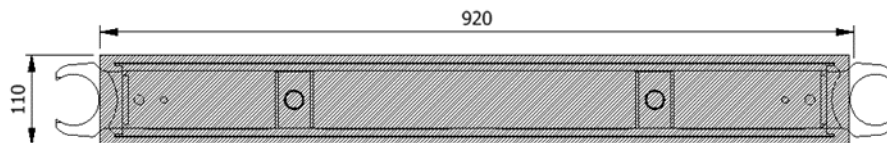
$$T_w = w + 2 \cdot f = 2810 + 2 \cdot 70 = 2950\text{mm}$$

The width “w” for spacing of systems is 2810mm from the first pipe to the last and the total width “T_w” is 2950mm between the 2 outer most Lifting Poles.

Footprint

The figure below shows the footprint surface area of a single H-profile.

The footprint is shared between the lowest H-profiles based on the number of frames and the number systems stacked



Example: Footprint Surface Area

Maximum Footprint Table (based on 7.3mT SWL)

System Stacked	2 frames	3 frames	4 frames
1	354,2 kN/m ²	240,3 kN/m ²	202,4 kN/m ²
2	708,4 kN/m ²	480,7 kN/m ²	404,8 kN/m ²
3	1062,5 kN/m ²	721 kN/m ²	607,1 kN/m ²
4	1416,7 kN/m ²	961,4 kN/m ²	809,6 kN/m ²
5	1770,9 kN/m ²	1201,7 kN/m ²	1011,9 kN/m ²