
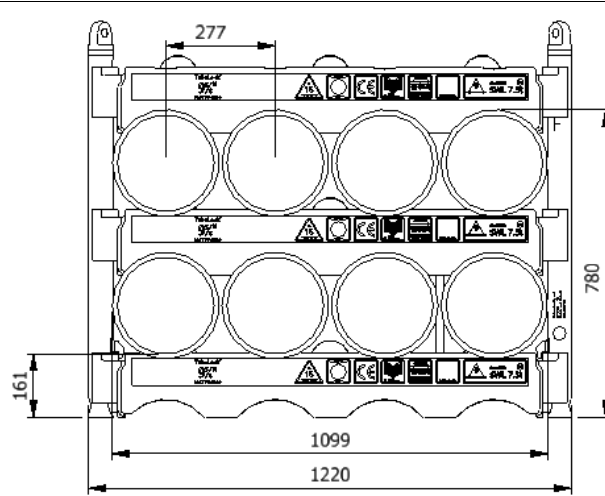


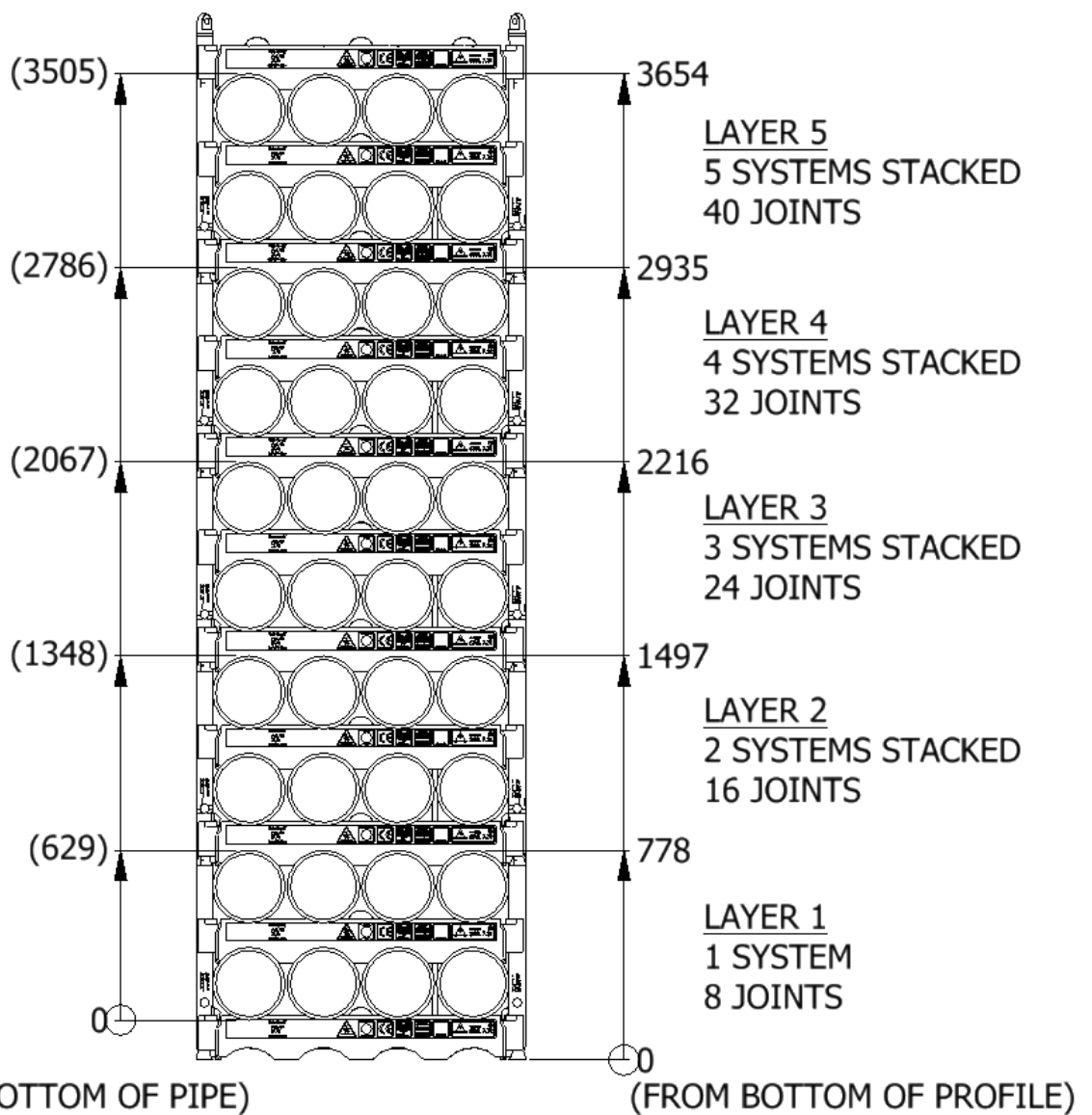


<h2>Datasheet</h2> <h3>0958-1200-2-F</h3>		
SWL	7.3 t	
Pipe OD	9-5/8"	
Maximum weight per pipe	895 kg	
Pipe capacity per system	8	
M20 Bolt length	330mm	
Lifting pole	LP - F	
H-Profile	0958TU-1200	
TL weight per system	135 kg	
<p>CODES AND STANDARDS</p> <ul style="list-style-type: none"> • DNVGL-ST-0378 • NORSOK R-002 • LOLER 1998 Lifting operation and lifting equipment regulations • ILO Conversation No. 152 • CE declaration of conformity • Machinery Directive: MD2006/42/EC 		
<p>TEST</p> <ul style="list-style-type: none"> • Load Test 2X SWL on 5% per batch • NDT 100% of Primary per batch before and after test 		
<p>H-Profile</p> 		<p>Lifting Pole</p> 

Stacking								
Layer	Systems Stacked	Height (mm)	Joints	Supported	Truck	Boat	Rig	Yard
1	1	778	8		x	x	x	x
2	2	1497	16		x	x	x	x
3	3	2216	24		(x)		x	x
4	4	2935	32	x			x	x
5	5	3654	40	x			x	x

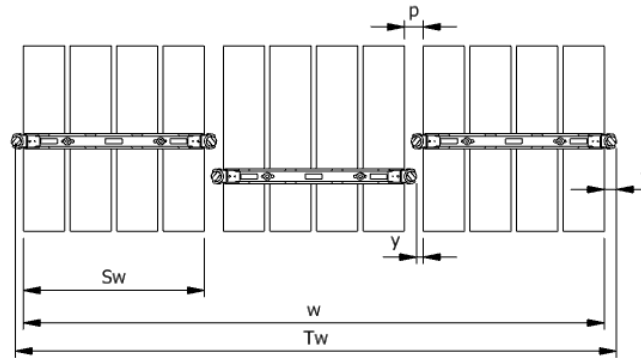
(X): Depending on Truck set-up and regulation

All sketch dimensions in mm



Spacing

Status	w (width) n (number of rows)	S _w (system width)	k(constant)	y(info)	p(info)	T _w (total width)	f(constant)
Storages	$w = S_w + k \cdot (n - 1)$	1074	1146	0	72	$T_w = w + 2f$	72
Running on rig	$w = S_w + k \cdot (n - 1)$	1074	1186	40	112	$T_w = w + 2f$	72



Example: Top view of Systems

Example:
Spacing of 3 systems

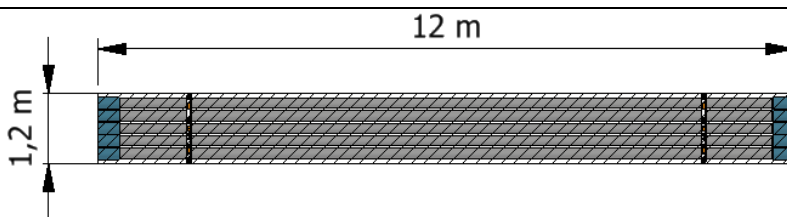
$$w = S_w + k \cdot (n - 1) = 1074 + 1146 \cdot (3 - 1) = 3366 \text{ mm}$$

$$T_w = w + 2f = 3366 + 2 \cdot 72 = 3510 \text{ mm}$$

The width "w" is the distance between the 2 outer most pipes
The total width "T_w" is between the 2 outer most Lifting Poles

Footprint

The figure below shows the footprint surface area of a TubeLock® system.
Each additional system stacked, will be added to the total footprint.



System Stacked	Footprint
1	5 kN/m ²
2	10 kN/m ²
3	15 kN/m ²
4	20 kN/m ²
5	25 kN/m ²