
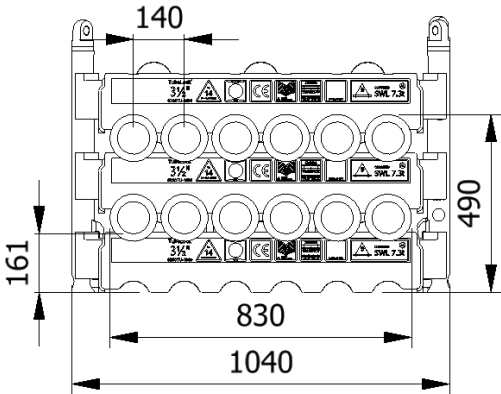




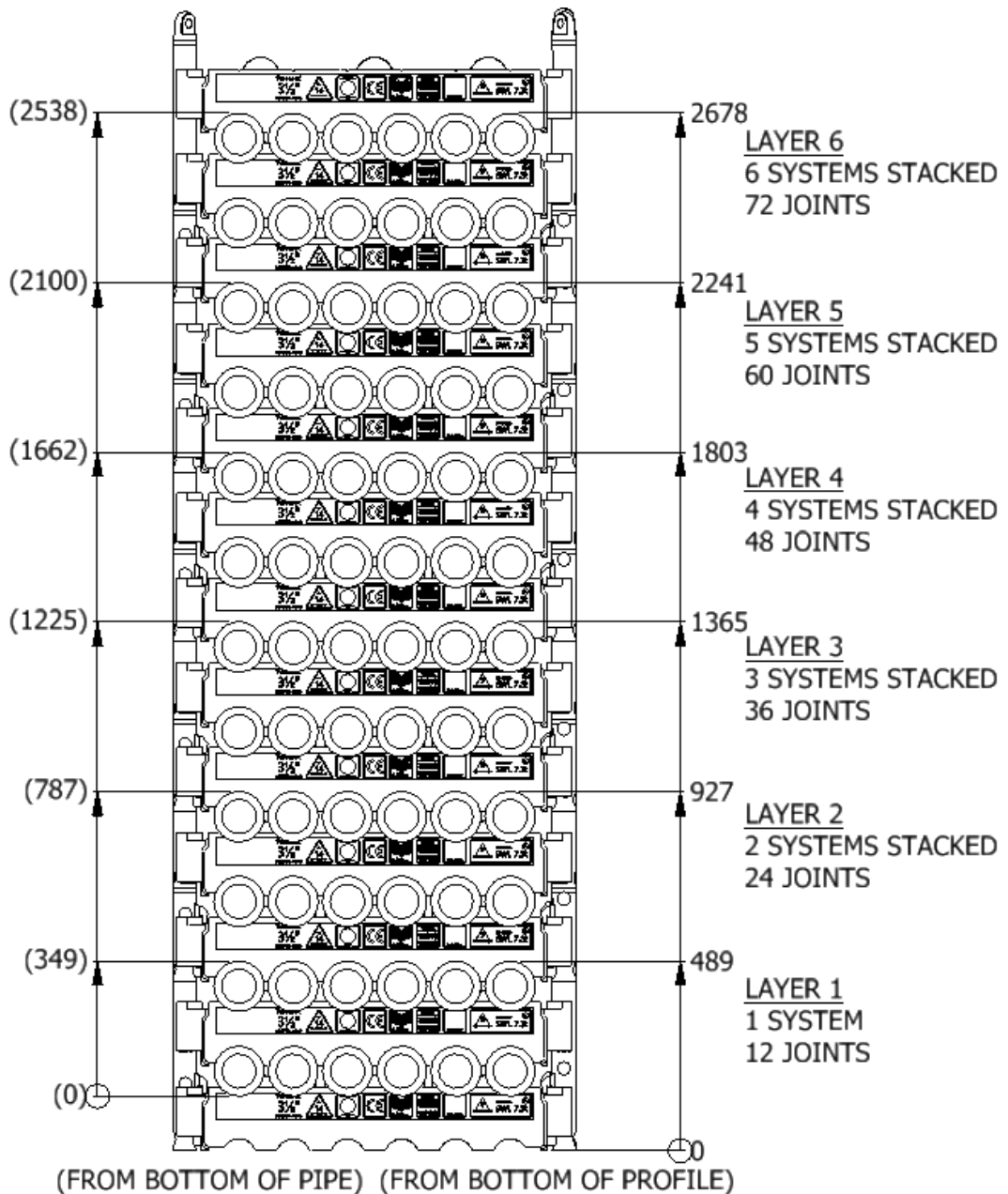
<h2>Data sheet</h2> <h3>0350TU-1000-2-C</h3>		
SWL	7,3 t	
Pipe OD	3-1/2"	
Maximum weight per pipe	594kg	
Pipe capacity per system	12	
M20 Bolt length	190mm	
Lifting pole	LP - C	
H-Profile	0350TU-1000	
TL weight per system	172 kg	
<p>CODES AND STANDARDS</p> <ul style="list-style-type: none"> • DNVGL-ST-0378 • NORSOK R-002 • LOLER 1998 Lifting operation and lifting equipment regulations. • ILO Conversation No. 152 • CE declaration of conformity • Machinery Directive: MD2006/42/EC 		
<p>TEST</p> <ul style="list-style-type: none"> • Load Test 2X SWL on 5% per batch • NDT 100% of Primary per batch before and after test 		
<p>H-Profile</p> 		<p>Lifting Pole</p> 

Stacking

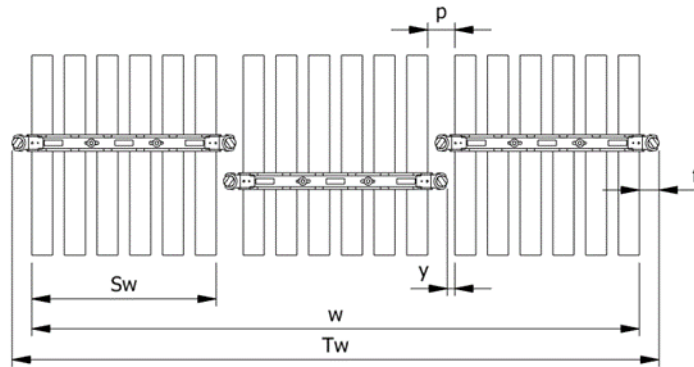
Systems Stacked	Height (mm)	Joints	Supported	Truck	Boat	Rig	Yard
1	489	12		x	x	x	x
2	927	24		x	x	x	x
3	1365	36		x	x	x	x
4	1803	48		x	x	x	x
5	2241	60		(x)		x	x
6	2678	72	x			x	x

(x): Depending on Truck set-up and regulation

All sketch dimensions in mm



Spacing							
Status	w (width) n (number of rows)	S _w (system width)	k(constant)	y(info)	p(info)	T _w (total width)	f(constant)
Storages	$w = S_w + k \cdot (n - 1)$	790	915	0	125	$T_w = w + 2f$	125
Running on rig	$w = S_w + k \cdot (n - 1)$	790	955	40	165	$T_w = w + 2f$	125



Topview of systems

Example:
Spacing of 3 systems

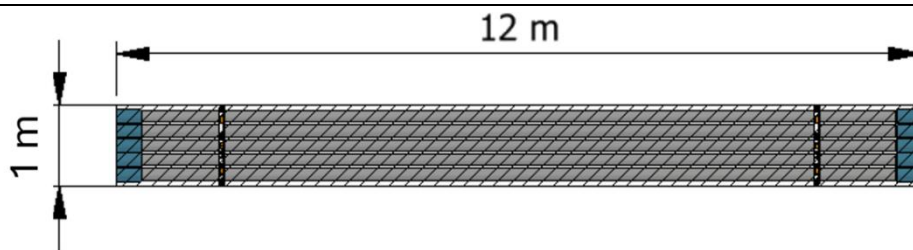
$$w = S_w + k \cdot (n - 1) = 790 + 915 \cdot (3 - 1) = 2620\text{mm}$$

$$T_w = w + 2f = 2620 + 2 \cdot 125 = 2870\text{mm}$$

The width “w” is the distance between the 2 outer most pipes
The total width “T_w” is between the 2 outer most Lifting Poles

Footprint

The figure below shows the footprint surface area of a TubeLock® system.
Each additional system stacked, will be added to the total footprint.



System Stacked	Footprint
1	6 kN/m ²
2	12 kN/m ²
3	18 kN/m ²
4	24 kN/m ²
5	30 kN/m ²