
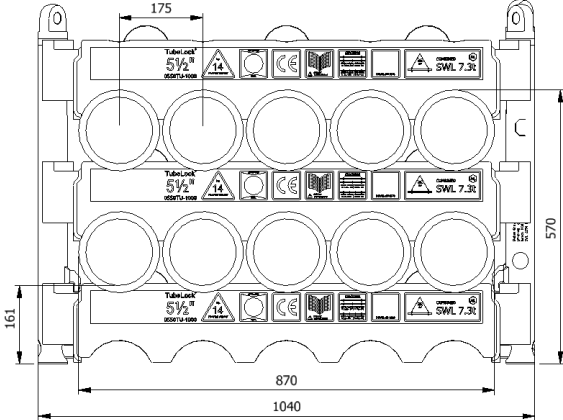




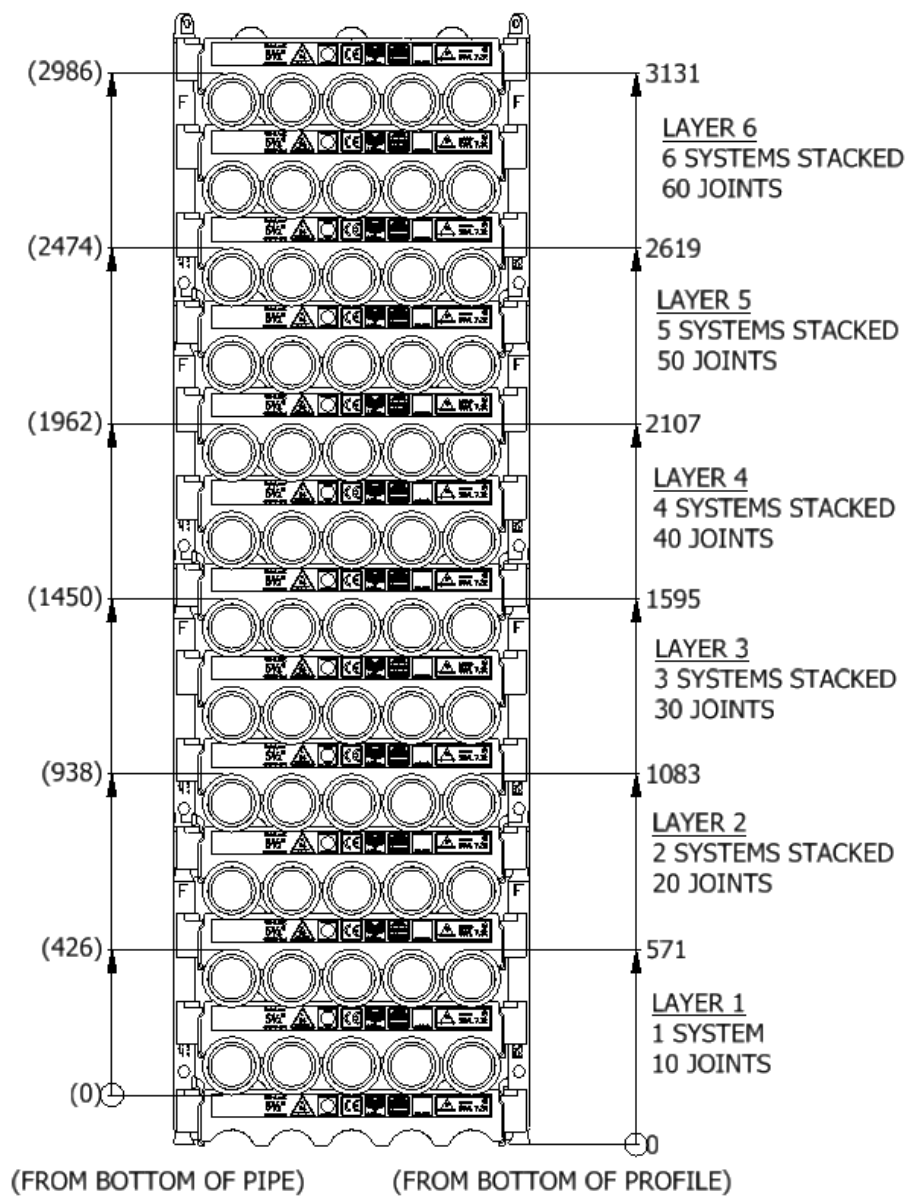
<h2>Data sheet</h2> <h3>0550TU-1000-2-C</h3>	
SWL	7.3 t
Pipe OD	5-1/2"
Maximum weight per pipe	713kg
Pipe capacity per system	10
M20 Bolt length	220mm
Lifting pole	LP - C
H-Profile	0550TU-1000
TL weight per system	167 kg
<p>CODES AND STANDARDS</p> <ul style="list-style-type: none"> • DNVGL-ST-0378 • NORSOK R-002 • LOLER 1998 Lifting operation and lifting equipment regulations • ILO Conversation No. 152 • CE declaration of conformity • Machinery Directive: MD2006/42/EC 	
<p>TEST</p> <ul style="list-style-type: none"> • Load Test 2X SWL on 5% per batch • NDT 100% of Primary per batch before and after test 	
	
	
<p>H-Profile</p> 	
<p>Lifting Pole</p> 	

Stacking

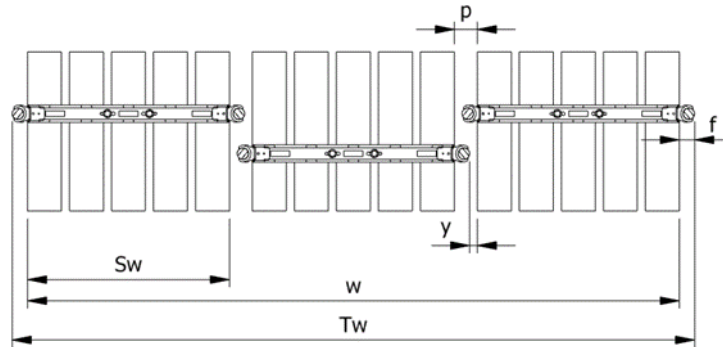
Systems Stacked	Height (mm)	Joints	Supported	Truck	Boat	Rig	Yard
1	570	10		x	x	x	x
2	1080	20		x	x	x	x
3	1590	30		x	x	x	x
4	2100	40		(x)		x	x
5	2610	50	x			x	x
6	3120	60	x			x	x

(x): Depending on Truck set-up and regulation

All sketch dimensions in mm



Spacing							
Status	w (width) n (number of rows)	S_w (system width)	k (constant)	y (info)	p (info)	T_w (total width)	f (constant)
Storages	$w = S_w + k \cdot (n - 1)$	870	970	0	100	$T_w = w + 2f$	100
Running on rig	$w = S_w + k \cdot (n - 1)$	870	1010	40	140	$T_w = w + 2f$	100



Example: Top view of Systems

Example:
Spacing of 3 systems

$$w = S_w + k \cdot (n - 1) = 870 + 970 \cdot (3 - 1) = 2810mm$$

$$T_w = w + 2f = 2810 + 2 \cdot 100 = 3010mm$$

The width “w” is the distance between the 2 outer most pipes
The total width “ T_w ” is between the 2 outer most Lifting Poles

Footprint

The figure below shows the footprint surface area of a TubeLock® system.
Each additional system stacked, will be added to the total footprint.

	Systems Stacked	Footprint
	1	6 kN/m ²
	2	12 kN/m ²
	3	18 kN/m ²
	4	24 kN/m ²
	5	30 kN/m ²
	6	36 kN/m ²